



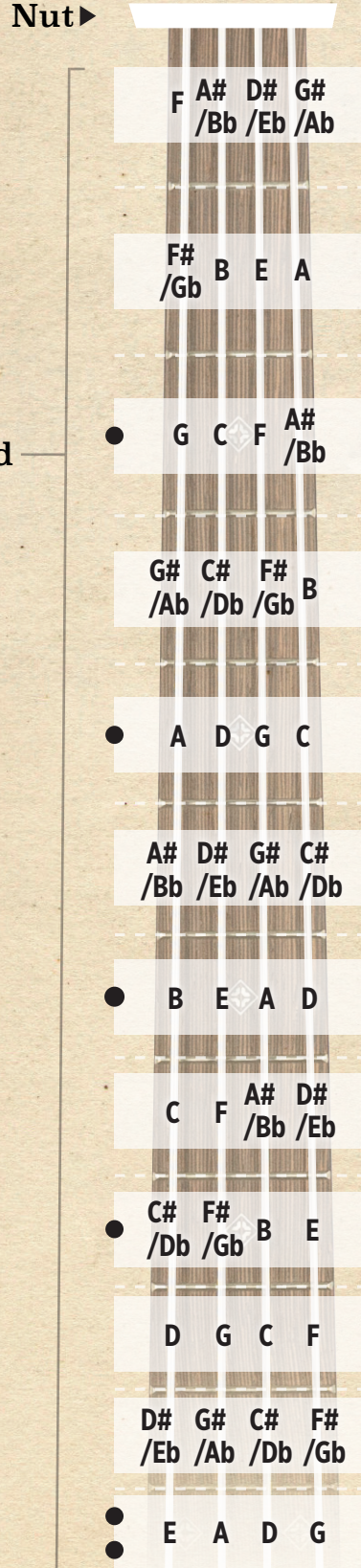
# 4-String Bass Fingering Chart

Emerging in the mid-20th century as a portable alternative to the upright bass guitar is typically played by plucking or slapping the strings with the fingers or thumb. The bass guitar creates the steady pulse that drives Latin music styles such as Norteño, Conjunto, Banda, TexMex and Regional Mexican music.



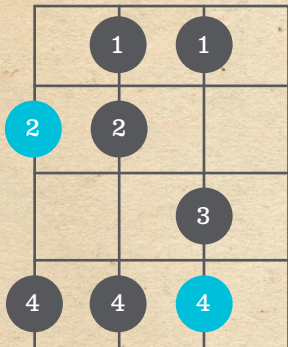
# E A D G Tuning

4 3 2 1  
E A D G    ◀ Headstock

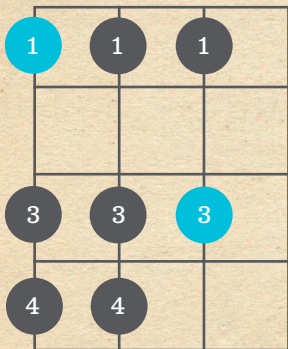


Fingerboard

## Major



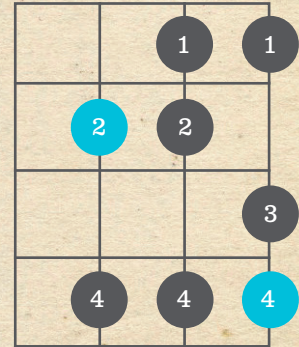
## Nat. Minor



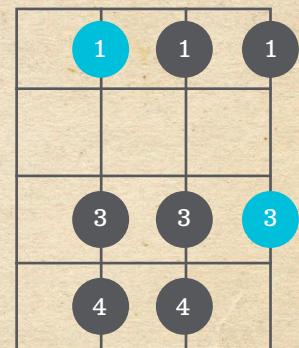
● = Root  
# = Fingers

Play any location on the neck

## Major



## Nat. Minor



Major or minor scales are seven-note patterns built from the interval sequence **whole-whole-half-whole-whole-half** steps. Due to the way the bass guitar is tuned, scale patterns and fingering patterns are **consistent across the fretboard**. Therefore, scale fingering shapes can be transposed to all twelve keys by moving up or down the fingerboard and choosing the root tone for the key. Practicing scales regularly develops **intonation, position awareness, and valuable finger memory**.

[hjimeneginstruments.com](http://hjimeneginstruments.com)

