



5-String Bass Fingering Chart

Emerging in the mid-20th century as a portable alternative to the upright bass guitar is typically played by plucking or slapping the strings with the fingers or thumb. The bass guitar creates the steady pulse that drives Latin music styles such as Norteño, Conjunto, Banda, TexMex and Regional Mexican music.

Note the finger patterns of each scale to the right. The **root tone (or key)** can be applied on the **5th, 4th, or 3rd string**. The **fingers and pattern stay the same** no matter what root or string is chosen. On the right hand, be sure to **alternate first (index) and second (middle) fingers** while picking the strings. To become proficient, practice daily on each scale type from the **1st fret up to the 12th fret**. Play each scale forward and backwards. Each note should be clean and when comfortable, **try increasing the speed**.

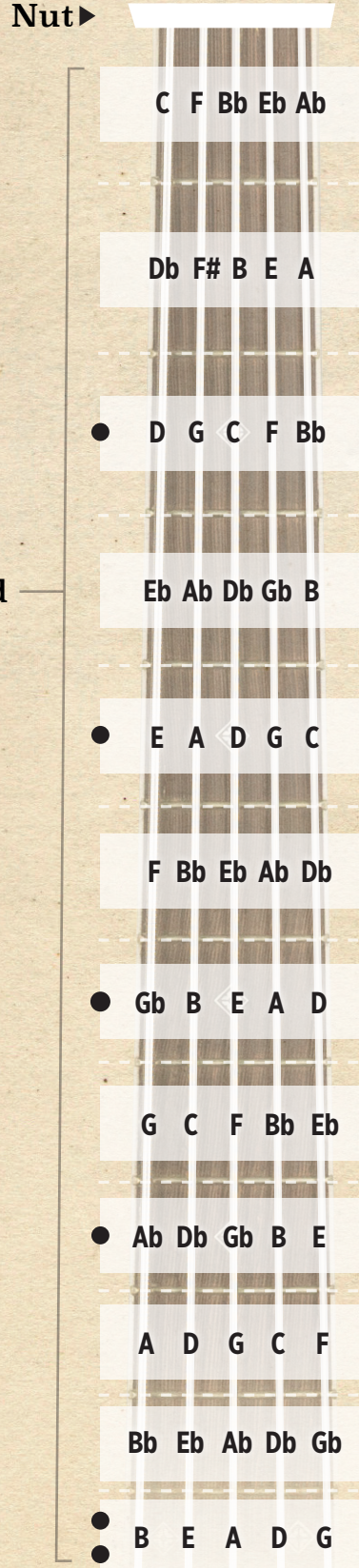


H. Jimenez

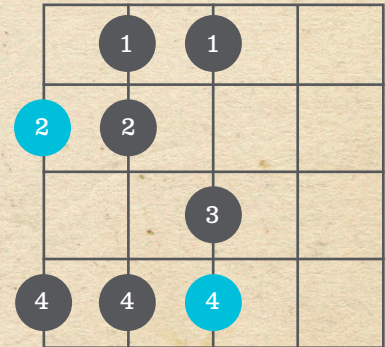


BEADG Tuning

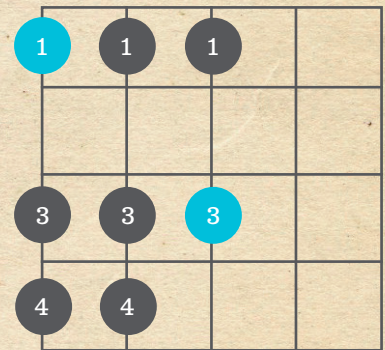
5 4 3 2 1
B E A D G ◀ Headstock



Major



Nat. Minor



● = Root
= Fingers

Play any location on the neck

